



## 6FM9.0/12Volt 9.0Ah

### General Series Battery

General Series VRLA batteries are designed with AGM(Absorbent Glass Mat) technology, High performance plates and electrolyte to give extra power output for common power backup system. General Series Batteries are the general purpose batteries with 5 years floating design life at 25 C.



### Application

- ☆ Emergency Power System
- ☆ Communication equipment
- ☆ Telecommunication systems
- ☆ Uninterruptible power supplies
- ☆ Electric toy car and wheelchairs, etc
- ☆ Power tools
- ☆ Alarm system
- ☆ Marine equipment
- ☆ Medical equipment
- ☆ Fire and Security System

### General Features

- ☆ Heavy Duty Grid
- ☆ Mechanized assembly
- ☆ Non-spillable construction
- ☆ High Reliability and Stability
- ☆ Sealed and Maintenance-free
- ☆ Long Life and low self-discharge design

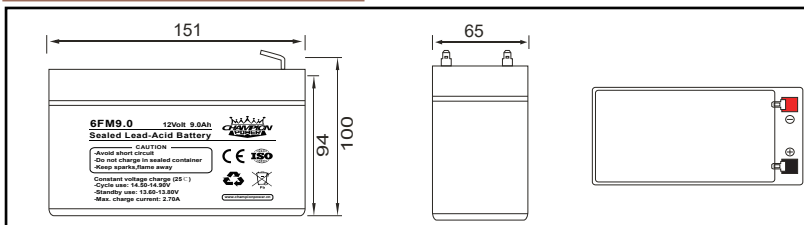
### Construction

- ☆ Positive.....Lead dioxide
- ☆ Electrolyte.....Sulfuric acid
- ☆ Separator.....Fiber glass
- ☆ Container.....ABS(UL94-HB) / Flame Retardant ABS (UL94-V0)
- ☆ Negative.....Lead
- ☆ Safety Valve.....EPDR
- ☆ Terminal.....Copper

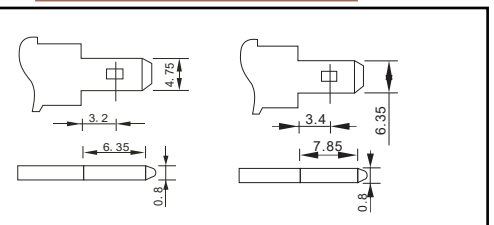
### Specification

Battery Model	Nominal Voltage	12V			
	Rated capacity (20Hour rate)	9Ah			
	Cells Per battery	6			
Dimension	Length	Width	Height	Total Height	
	151mm	65mm	94mm	100mm	
Approx Weight	2.40Kg				
Internal Resistance	Full charged at 25°C (77°F): Approx 24mΩ				
Max. discharge current	135A(5s)				
Floating design life @ 25°C (77°F)	5 years				
Capacity @ 25°C (77°F)	20Hour rate(0.45A/10.5V)	10Hour rate(0.81A/10.8V)	5Hour rate(1.3A/10.8V)	1Hour rate(3.4A/10.5V)	
	9Ah	8.1Ah	6.5Ah	3.4Ah	
Capacity affected by Temp(20 HR)	40°C (104°F)	25°C (77°F)	0°C (32°F)	-15°C(5°F)	
	102%	100%	85%	65%	
Self Discharge @ 25°C (77°F)	After 3 months storage	After 6 months storage	After 12 months storage		
	91%	82%	64%		
Charge method @ 25°C (77°F)	Cycle Use	14.5-14.9V (Initial charging current less than 2.7A)			
	Float Use	13.6-13.8V			

### Outer dimension (mm)



### Terminal Type (mm)



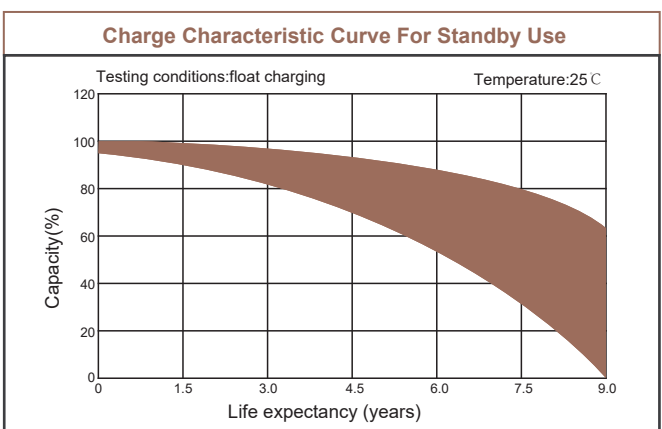
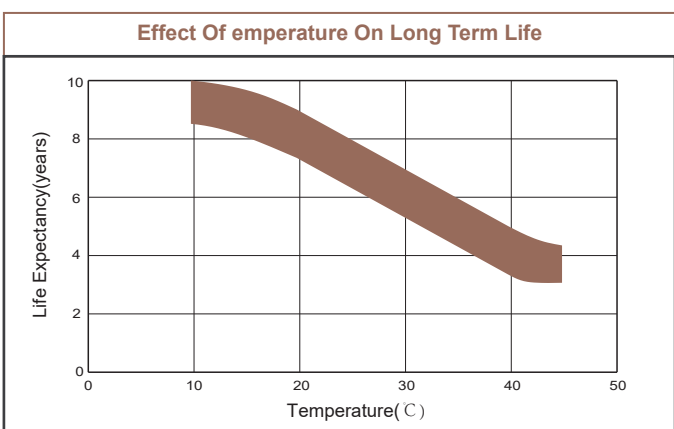
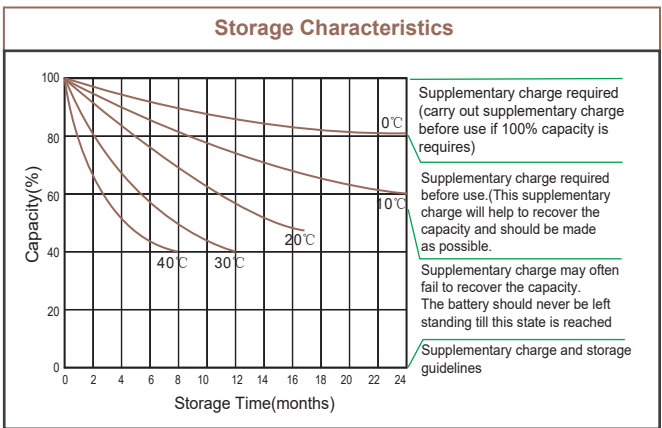
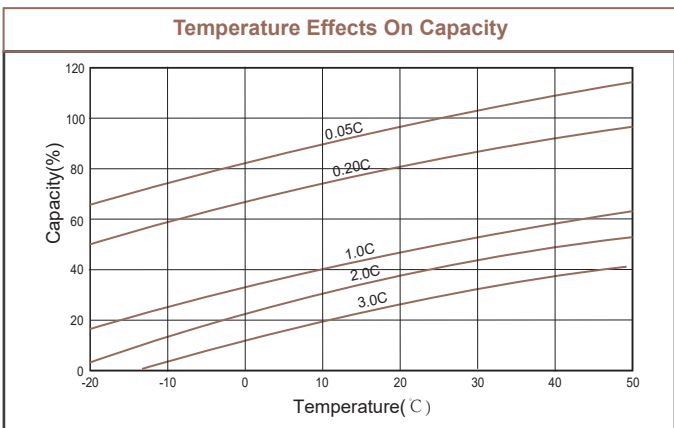
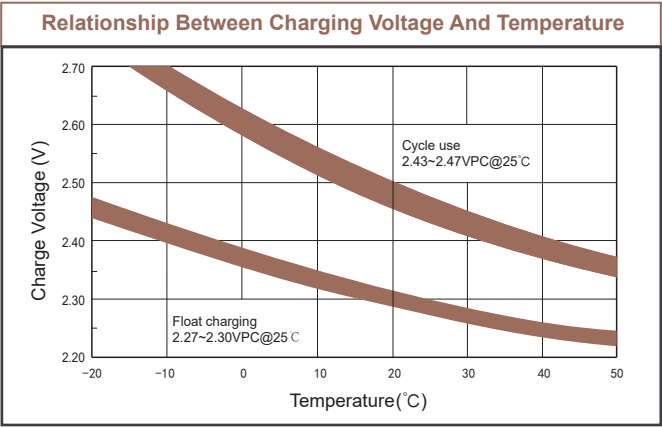
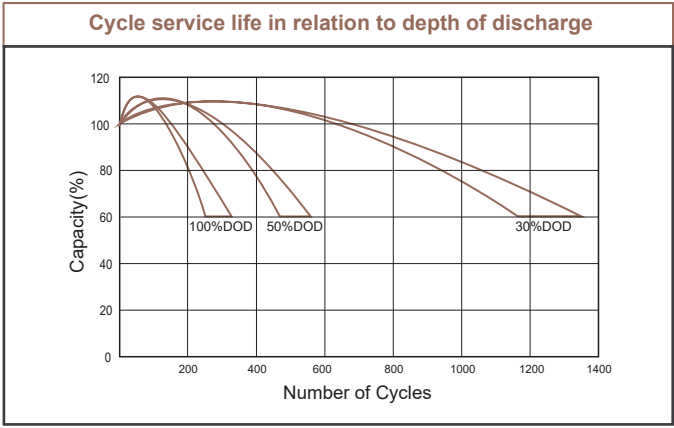
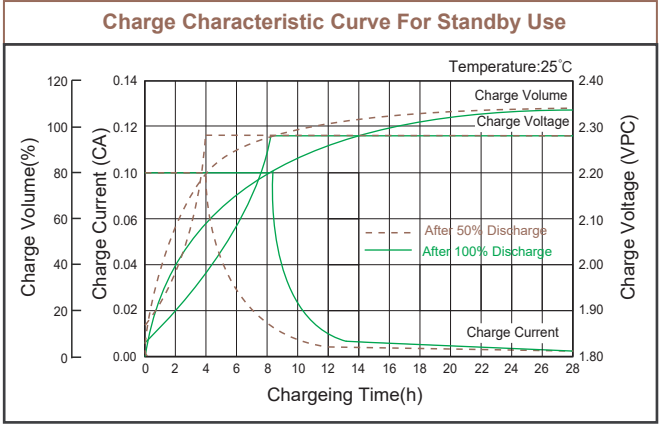
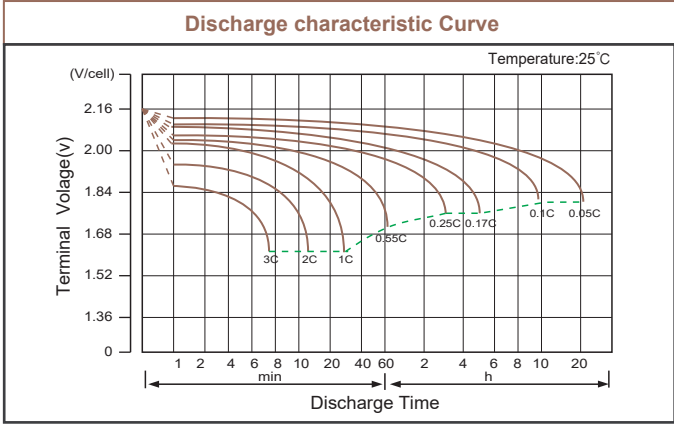
### Constant Current(Amp) and Constant Power(Watt) Discharge Table at 25°C (77°F)

F.V / TIME		5min	10min	15min	30min	1h	2h	3h	4h	5h	8h	10h	20h
9.60V	A	32.40	21.15	15.75	10.35	5.40	3.15	2.34	1.86	1.58	1.04	0.86	0.46
	W	343.44	224.61	168.53	111.78	58.86	34.34	25.74	20.46	17.37	11.57	9.49	5.16
10.20V	A	29.70	19.87	14.47	9.83	5.58	3.02	2.30	1.80	1.55	1.03	0.84	0.45
	W	323.73	220.61	161.40	110.53	62.78	34.15	25.93	20.43	17.58	11.65	9.49	5.15
10.50V	A	27.54	18.99	13.50	9.52	5.40	2.96	2.25	1.71	1.53	1.01	0.83	0.45
	W	302.98	213.64	152.55	108.58	61.56	33.92	25.76	19.67	17.60	11.64	9.52	5.18
10.80V	A	25.08	18.15	12.60	9.09	5.22	2.89	2.21	1.68	1.46	0.99	0.81	0.44
	W	275.88	206.91	144.27	104.99	60.29	33.35	25.58	19.57	17.04	11.49	9.39	5.11
11.10V	A	21.69	17.10	11.70	8.46	4.95	2.81	2.12	1.65	1.40	0.96	0.79	0.43
	W	245.10	197.51	135.72	98.98	57.92	32.91	24.85	19.47	16.51	11.33	9.29	5.04

Note: The above datas are average values. (Edition 2017-11)



## 6FM9.0/12Volt 9.0Ah



Note: The above datas are average values. (Edition 2017-11)